

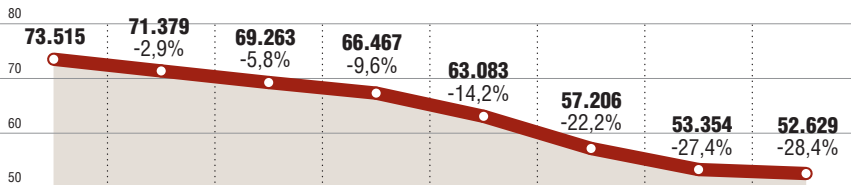
Infortuni per settore di attività 2002-2009

INAIL

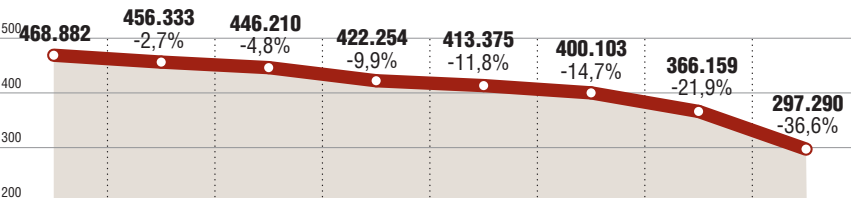
(var. % su anno 2002)

2002	2003	2004	2005	2006	2007	2008	2009
------	------	------	------	------	------	------	------

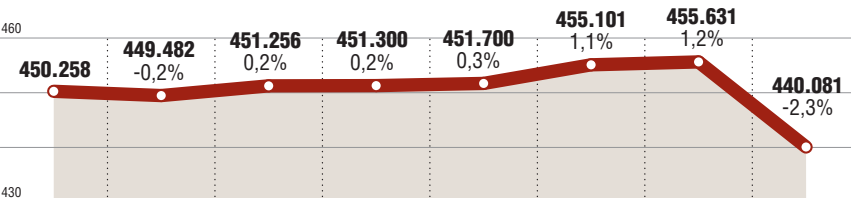
AGRICOLTURA



INDUSTRIA



SERVIZI



TOTALE

Anno	Infortuni	Var. % su 2002
2002	992.655	-
2003	977.194	-1,6
2004	966.729	-2,6
2005	940.021	-5,3
2006	928.158	-6,5
2007	912.410	-8,1
2008	875.144	-11,8
2009	790.000	-20,4